READ MORE Mechanism Key Features Di erentiation Preclinical Highlights

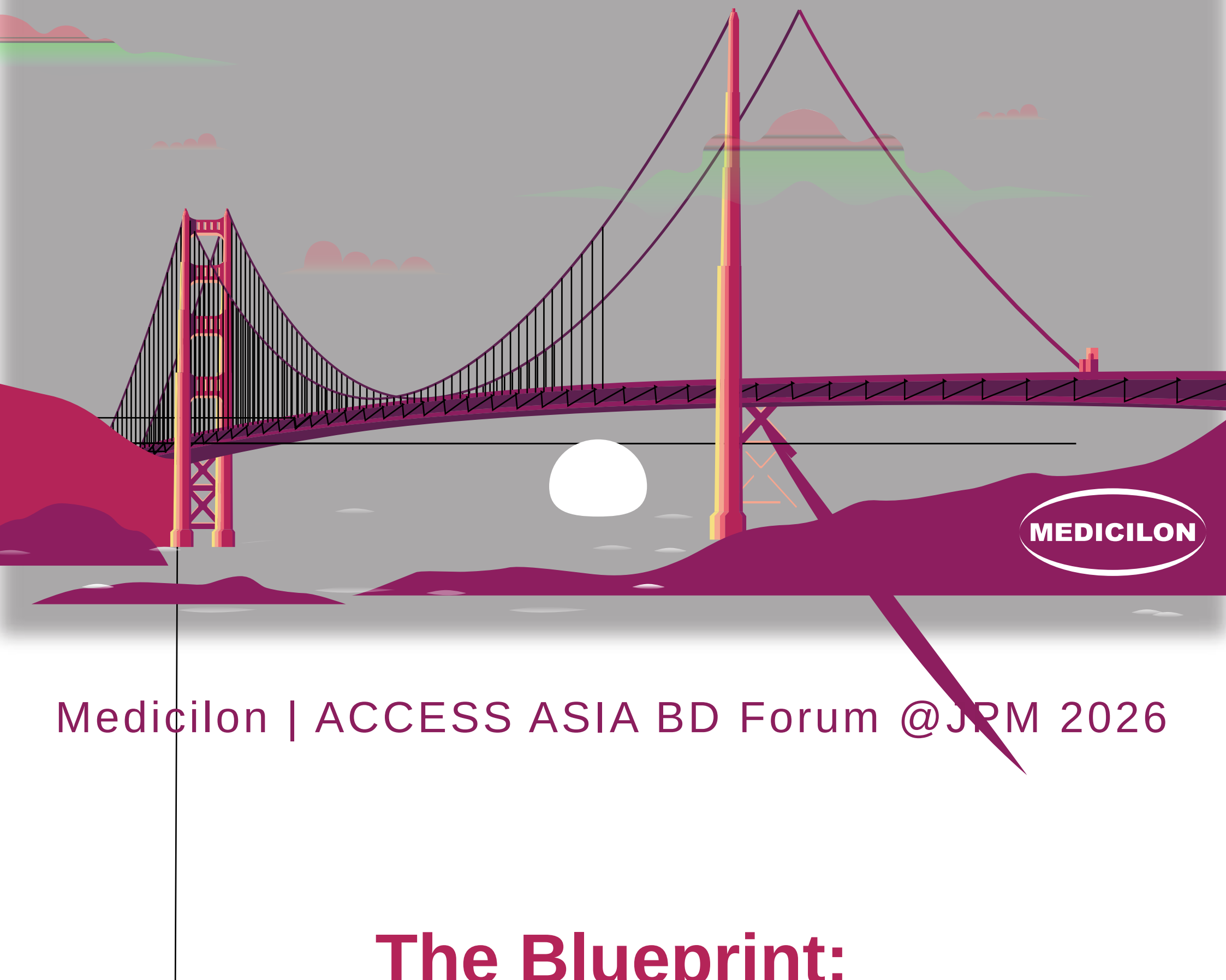

Medicilon | ACCESS ASIA BD Forum @JPM 2026

The Blueprint:

A Portfolio of Executed Programs

READ MORE

www.medicilon.com

15-PGDH inhibitor

-
-
-

MRGPRX2 antagonist

P2X3 Receptor Inhibitor

- **Mechanism of Ac on:**
- **Di eren a on:**
  - e i t C34 0 Td a(c)Tj (C)Tj 0.216 0 Td be 0 Td (t)Tj 0.52 0 Td (e)Tj ( )Tj 094nha53 0 Td (edc)Tj (C)T

Sigma-1 Receptor Antagonist RFUS-949

- **Mechanism:**
  -
  -
- **Key Features:**
  - **Excellent selec vity**
  - **Robust analgesic e cacy**
  - **No opioid-like adverse e ects**
  - **both acute and chronic pain management**
  - **Ongoing clinical studies**

Contact: Subo Liao, subo.liao@humanwellus.com

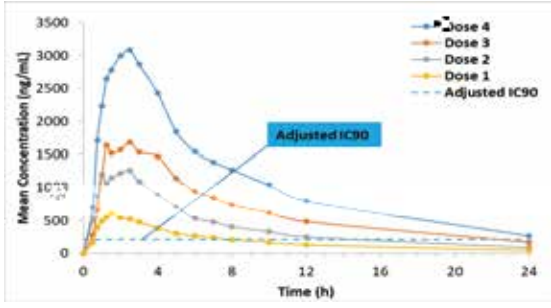

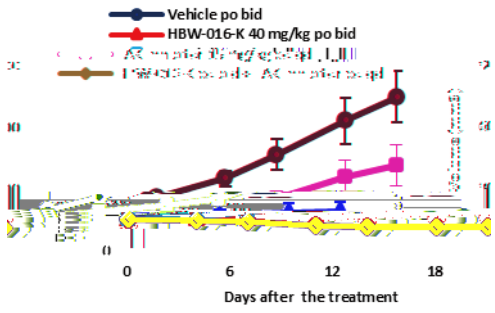

Contact: Yingfu Li, yingfuli@hyperwaypharma.com

-
-

-

BT-114143, a NoØŜf and Potent SmI·ff- a ƨfŜcdzfŜ tfI·ăƳinogen ! ǒəØl·əƨƴ Inhibitor for HyLJŜŃŮōŃλyƨfysis

-

- **Enhanced An fibrinoly c Ac vity**
- **Minimized CNS Exposure and GI side-e ects**
- **Intramuscular (IM) Administra on Feasibility**
  - ✓
  - ✓

- **Purpose of study:**

- **Trial design:**
- **Highlights**
  -
  - æaser nteera

e)Tj 0.498 0 .477 0 Td (e)27 0.42 0 Td (e)Tj (n)Tj 1. Td (l)Tj 0.477 0l

Phase Ibΐ a dzfəǑŜnter, Randomized, ConűŃƨffed, Dose-EscI·fI·əƨƴ Study of BT-114143 LyʔŜǒəƨƴʎƴ PI·əŜnts with ! ōyƨŃƳI·f Uterine . fŜeding (AUB)

Contact: Shaomei Zeng, shaomei.zeng@btyy.com

GlueTacs

- **Mechanism:**
  - Molecular glues and bifuncti

- **MOA:**
- **Indications:**

- **Mechanism:**
  -
  -
- **Key Features:**
  -
  -

Contact: Huiyu Huang, huiyu.huang@meijibiopharm.com

Category	Program	TA	Target/ Modality	Geography	Discovery	Preclinical	Phase I	Phase II	Phase III
ADC	ILB-3101	Oncology	B7H3-Eribulin ADC						
	ILB-3103	Oncology	DLL-3×B7H3 FIC BsADC						
	ILB-3203	Oncology	PD-L1×VEGF FIC BsADC						
IO	ILB-2109	Oncology	A2aR/Small molecule						
	ILB-2101	Oncology	CD40 Agonist mAb						
	ILB-2201	Oncology	PD-L1/VEGF BsAb						
Auto-immune	ILB-2107	Auto-Immune Diseases	OX40 antagonist						
	ILB-2110	Auto-Immune Diseases	PD-1 agonist mAb						
	ILB-2202	Auto-Immune Diseases	PD-1 Agonist/TN						

RabPharma Co., Ltd.

out-licensing,
co-development, funding, mergers and acquisi ons (M&A), equity investments,
joint clinical development or research programs

An overview

- RabPharma

osteonecrosis,
fracture healing, osteoporosis, and inflammatory arthri s including RA and OA

Our di erences:

- ➢ Targeted Bone & Car lage Therapy: A First-in-Class Approach
- ➢ Unmet Medical Need: Non-Surgical treatments for osteonecrosis

Robust and Innova ve Pipeline: Phase I and II Trials

Rab-001:

Rab-001d:

- ➢ Strong Global Patent Protec on:

Leading drug candidate

Dtdzcoc0Z1R-induced osteoporosis and osteonecrosis in mouse

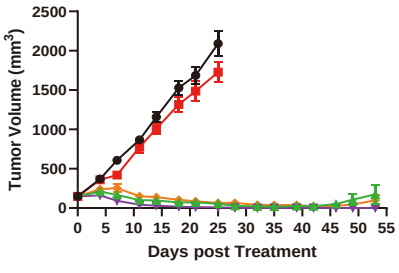

Contact: Sabrina Wu, sabrina.wu@waterstonepharma.com

NLRP3 as a Therapedzəǒ Target

- **Roles played by NLRP3 in CNS disorders & CAPS [1]:**
  - **neuroinflammatory and neurodegenera ve disorders**
  - **CAPS**
  - **IL-1β signaling**

- **Key Di eren a ons:**
  - **Structurally di eren ated, highly potent; brain-penetrant**

a!2p@ƀ₹L Ɓp!@p̃ɐ̀p̃R#ɑ̀ɛ̀@p0ƀ%d-g#ɑ̀Dr$Mn,(

Contact: Neil Wang, neilwang@zenitar.cn

Robust [illegible]

Type	Project	Indication	Lead	Preclinical	IND	Phase 1	Phase 2	Phase 3	Launched
Biosimilar	[illegible]	Oncology							
Biosimilar	[illegible]	[illegible]							
Biosimilar	[illegible]	[illegible]							
[illegible]	[illegible]	[illegible]							
Fusion	F008 (rNIF-NHH)*	AIS							
Fusion	F012 (PEG-UHC)*	Gout, HUA							
TCE	[illegible]	[illegible]							
mAb	LNF2102 (FGFR2b)	Oncology							
TCE	LNF1904 (CD19-CD3)	Oncology, AID							
Fusion	LNF2003 (GLP1/FGF21)	MASH							
Protein	LNF2401 (KLK1)	AIS							
ADC	LNF2105 (NECTIN4)	Oncology							

FDA IND Approval

*.F008 is Recombinant Neutrophil Inhibitory Factor and Hirulog Hybrid
F012 is PEG-Uricase of Human-Canine

SAFETY AND EFFICACY OF F182112 IN PATIENTS WITH RRMM

- **Product information:**
- **Clinical trial information**
- **Clinical code name:**
- **Manageable Safety Profile:**

	F182112-001 All grade	F182112-001 ≥Grade 3	MajesTEC-1 (Teclistamab) All grade	MajesTEC-1 (Teclistamab) ≥Grade 3
	no. of patients (%)			
Any adverse event (TEAE)	107 (99.70)	100 (92.59)	165 (100)	156 [illegible]
Hematologic (≥20%)				
Neutropenia	[illegible]	[illegible]	[illegible]	[illegible]
Anemia	[illegible]	[illegible]	[illegible]	[illegible]
Thrombocytopenia	[illegible]	[illegible]	[illegible]	[illegible]
Lymphopenia	[illegible]	[illegible]	[illegible]	[illegible]
Leukopenia	71 (66.36)	48 (...)	29 (17.6)	12 (7.3)
Cytokine release syndrome	[illegible]	[illegible]	[illegible]	[illegible]
Neurotoxic event	1 (0.93)	0	24 (14.5)	1 (0.6)
Infections and infestations	[illegible]	46 (42.99)	[illegible]	74 (44.8)
Tumor lysis Syndrome	1 (0.93)			

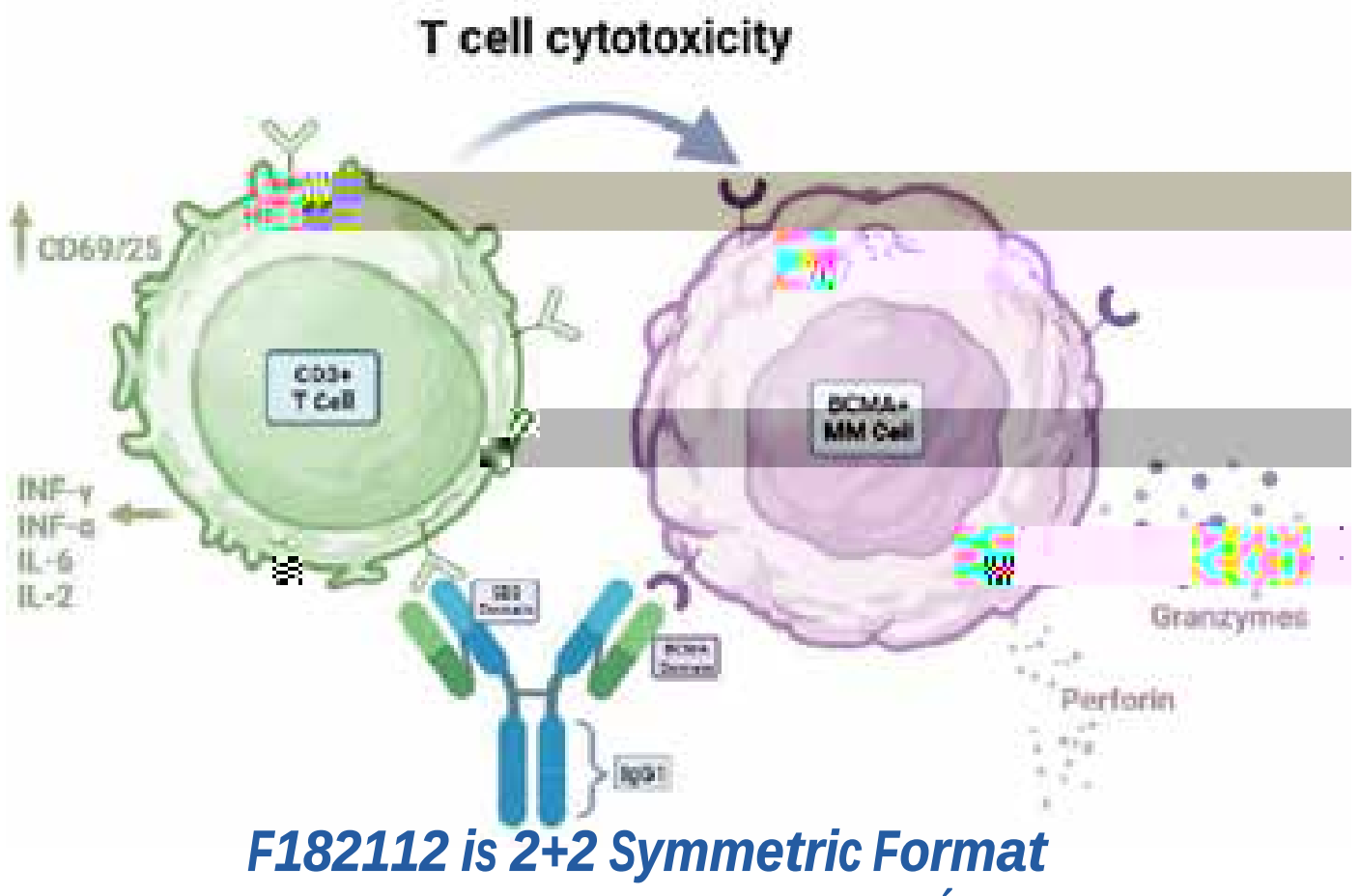

F182112 is 2+2 Symmetric Format Without ADCC and CDC activity

- [illegible]

Contact: Zhenyu Li, lizhenyu@vip.lunan.cn

4m18 0 TdO

hNI·t /yŏfic PepəŘŜ

- Oral Cyclic Pep des

- JNJ-2113 (icotrokinra) and MK-0616

Lead Program – SG-6001

- SG-6001: Oral Cyclic Pep de PCSK9 Inhibitor
- Indica ons:

- Key Points:

Innovation for Health

Tandem Expression of PEPəŘes (TE-PEP®) ttl·ùorm

- Design of Pep de Sequence
- High-level Consistent Manufacturing of Pep de API through Tandem Expression
- Mature Drug Delivery

Lead Program – PN20

PRT-064040: A nasal spray of novel, potent and selective calcitonin gene-related peptide receptor antagonist for migraine treatment

Migraine Treatment Landscape

- Migraine is a prevalent neurological disorder, which is characterized by recurrent, moderate to severe unilateral pulsatile headaches.
- Faster pain relief remains an unmet need for migraine patients.
- Calcitonin gene-related peptide (CGRP) and its receptor are clinical approved targets for pain alleviation.
- ZAVZPRET, the first and only CGRP receptor antagonist nasal spray with frequently adverse events- **Dysgeusia** [**21**% ZAVZPRET vs **5**% placebo]

Outstanding Profile of PRT-064040

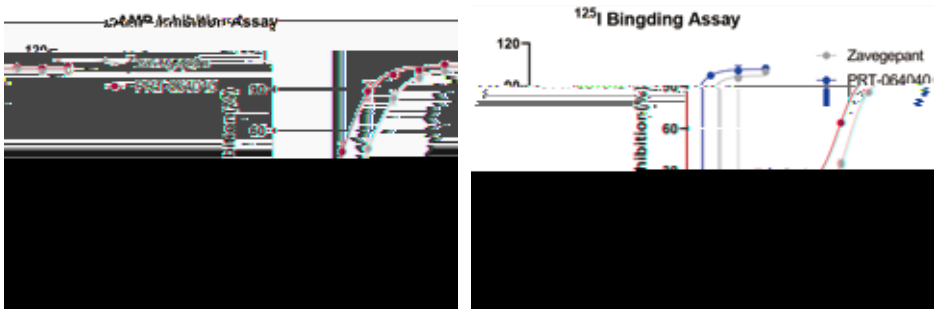

- PRT-064040 exhibited better inhibitory activity (blocking CGRP-CGRP receptor activation) and higher binding affinity with CGRP receptor than Zavegepant (ZAZPRET).



- The permeability enhancer in PRT-064040 formulation promoted a higher systemic exposure (AUC) and faster absorption (Tmax).

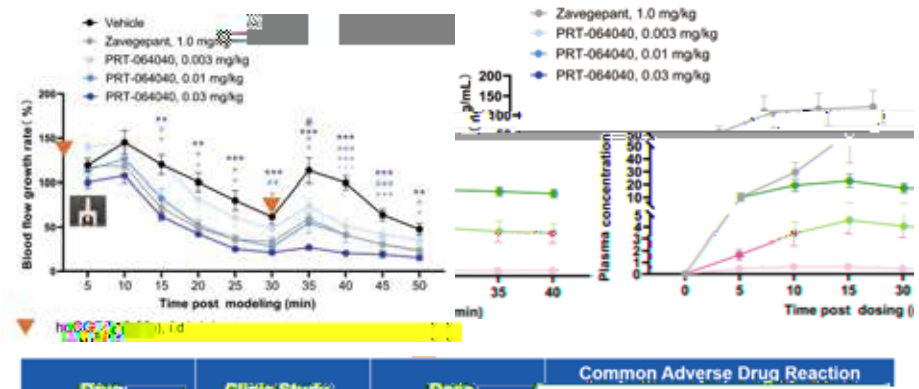

- PRT-064040 displayed more sustainable efficacy than Zavegepant in a Cynomolgus hCGRP-induced dermal blood model, even at lower dose (lower plasma exposure).

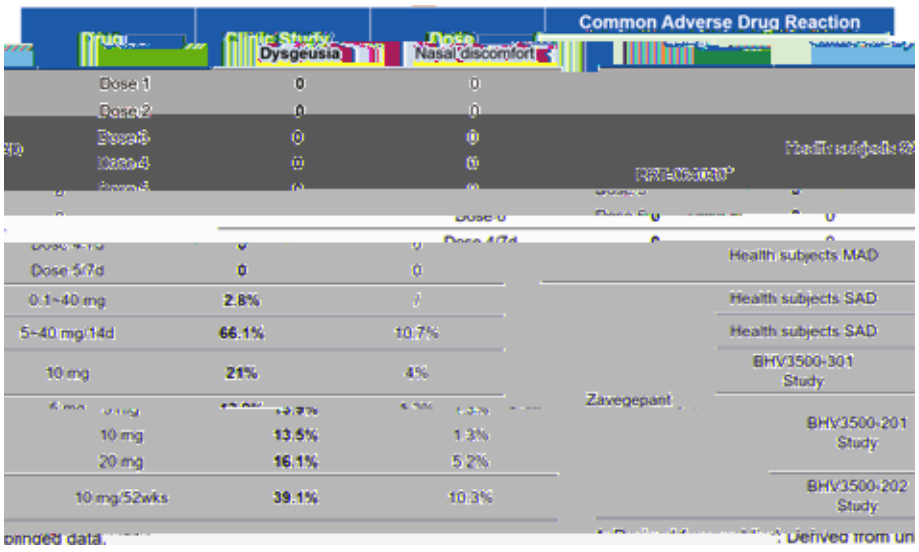

- PRT-064040 was well-tolerated and no dysgeusia reported in a completed Phase I study [NCT07016516]. The safety and PK support clinical advancement [CTR20254825]

h é ©•- ~ }õ#ÒSpÑ–Ì)• g ÁðP8pÖ Ì‰âÑg À - ~ àZñ@€ ™ Œ‘ #pÝ CSdÒÖ ðÕ`ÐÜ

Revolutionize Biomanufacture – CelMo™: A virtual cell model for cellular control with tunable precision

Introduction

In Biomanufacutring, increasing productivity without triggering stress, metabolic imbalance, or quality drift remains a major challenge. **CelMo™**, our AI-driven Virtual Cell platform, addresses this by integrating multi-omics data with large-scale literature mining to identify high-value, druggable, and novel control points in cell biology.

CelMo™ models how cells respond to different nutrients, stresses, and perturbations.

Case 1: CelMo identifies Gene targets to enhance CHO cells for antibody production

Knockout Type	Gene(s) Knocked Out	Predicted Effect	Likelihood Score	Shortlisted
Single Gene	Gene 1	↑ BCAA, ↑ mTORC1, ↑ productivity	0.72	Yes
Single Gene	Gene 2	↑ BCKA, ↓ redox efficiency	0.55	No
Single Gene	.....	↓ BCAA import, ↓ mTORC1	0.43	No
Double Gene	Gene 1 + Gene 2	↑ BCAA retention, ↑ productivity	0.84	Yes
Double Gene	.....	↑ cytosolic BCAA, mixed effects	0.68	No

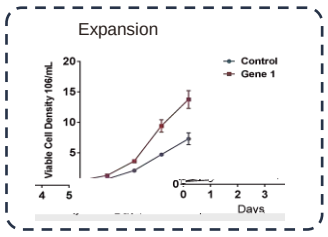

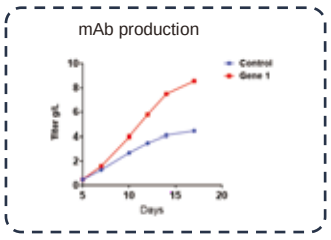

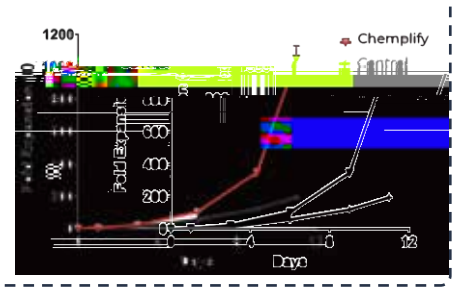

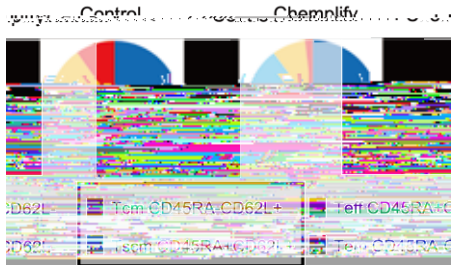

In vivo efficacy

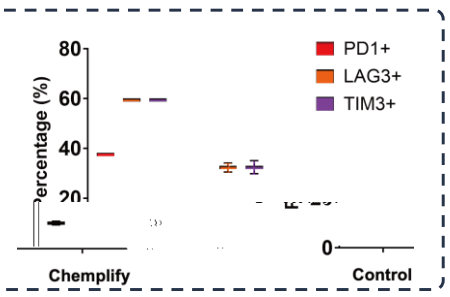

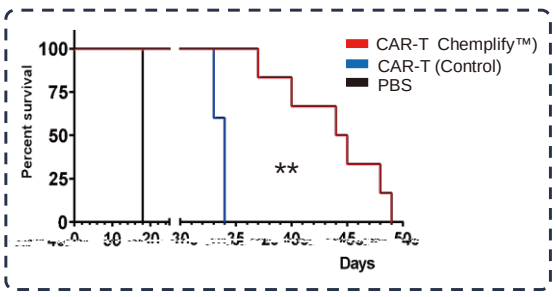

Summary

CD36 DerivaəØŜ PepəŘŜ ttl·ùorm

- **Mechanism:**
  -
  -
  - $CD36^{93-110}$

Company Introducəon

n

nn nnrn

-
-
-

Mechanism:

Mechanism:

Key Features:

Di eren a on:

r

.

Lead Program – SBC003

- **SBC003: a groundbreaking small molecule poised to redefine treatment for neuronal disorders through its unique dual ac on: neuroprotec on and neuro-rescuing.**
- **MoA: Supported by 20+ in-vivo and in-vitro studies, SBC003 acts through three synergized dis nct targets/pathways to protect and rescue neurons—o ering a unified solu on across re nal and brain disorders.**
- **Indica ons: Re ni s Pigmentosa (RP), dry macular degenera on (dry AMD), op c atrophy, Stroke, AD, PD etc.ze**pB/GS1 gs /

Synergis c proprietary pla orms covering development of edgy cellular therapies

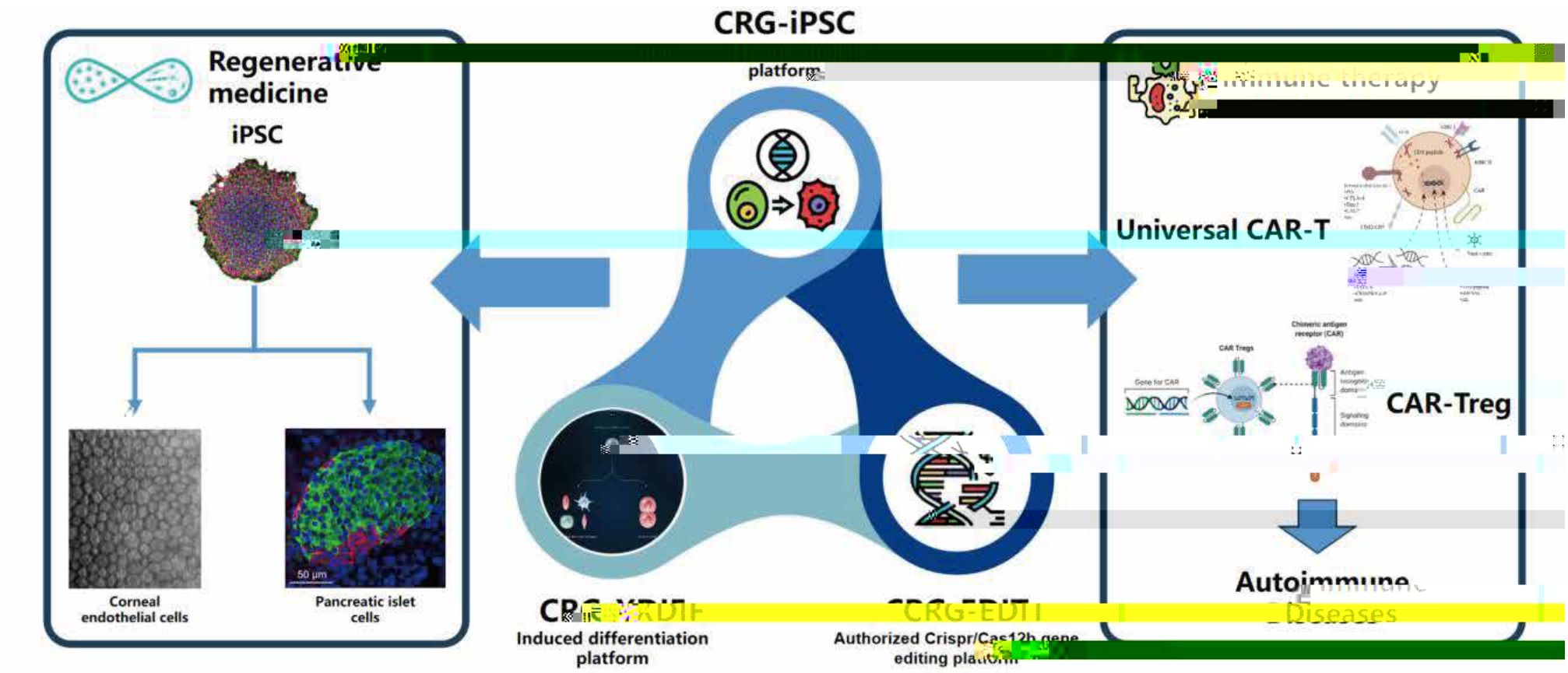

Pipeline development - Ini al Human Data readout for 3 Assets Expected in H1 2026

百奥泰
BIO-THERA

Secukinumab

Indica ons